



# WINDSOR GREAT PARK

## WELCOME TO WINDSOR GREAT PARK







WINDSOR GREAT PARK


---

# WE WISH YOU A SAFE AND ENJOYABLE VISIT.

Please observe the following Park rules which  
are in place to help safeguard everyone.







## OPENING AND CLOSING TIMES

The Great Park is open daily from dawn until dusk.

Opening times can be found here:

**[www.windsorgreatpark.co.uk/openingtimes](http://www.windsorgreatpark.co.uk/openingtimes)**

The car parks are open from 7am – 7pm or sunset when earlier.

Please leave plenty of time at the end of the day to make your way back to the gates by dusk.

Before you visit please always, check our website for visitor updates: **[www.windsorgreatpark.co.uk/visitorupdates](http://www.windsorgreatpark.co.uk/visitorupdates)**



## CONTACT US

**Car park issues: 07825 430192**


**Emergencies: 01753 860222 or Emergency Services on 999**



## COURTESY TO OUR STAFF


The Crown Estate team manage the estate and safeguard the public. Please co-operate with them fully.

We will not tolerate any form of abuse towards our staff whilst they are engaged in their duties, and will take action with visitors who do not respect our employees and their reasonable requests.



## HABITAT

The Park is a protected habitat for many unusual plant and animal species. Please do not pick flowers, or remove or disturb any plants fungi or fallen timber.



## PRIVATE AREAS

Areas in the Park marked private, must be respected.



## DOG WALKING

We welcome well-behaved dogs in the Great Park.

Dogs must always be under control whether on or off the lead. Please be aware of the affect that your dog may have on other Park visitors. Some people, dogs and horses can feel uncomfortable if even the friendliest pet approaches them.

Dogs can access any area of the Park where public are permitted (with exceptions listed below).

### **Dogs are not permitted in:**

- The Savill Garden Visitor Centre
- The Savill Garden
- Virginia Water Pavilion and Shop

Areas with facilities for owners and their dogs are located at:

- The Savill Garden Visitor Centre Garden Terrace.  
(Please walk through the Building to the Garden Terrace)
- Virginia Water Pavilion dog terrace. (This is signposted as you walk through the main entrance and is located on the far left-hand side of the Pavilion)

Dogs must be on leads in the following areas:

- Car parks
- Around the visitor centres at The Savill Garden and Virginia Water Pavilion
- Obelisk Lawn
- The Valley Gardens
- The Deer Park
- or, when signs dictate

Please do not exercise your dog/s whilst cycling, skate-boarding or skating





## LITTER, DOG WASTE AND RECYCLING

Please help us to keep the Great Park both green and clean for all our visitors to enjoy.

Dog waste bins and litter bins are available across the Park for your convenience.

Local authority advice is that bagged dog waste may be disposed of in domestic bins at home, or can be disposed of in any public litter bin. Please do not leave the bags on the ground or hanging in bushes and trees.



## CYCLING

The National Cycle Route 4, marked on the map, passes through the Great Park. There is also an extensive network of roads along which cycling is permitted. Please plan your route before you visit.

### Rules of the road

- Cycling is only permitted during daylight hours
- Please slow down for and give way to: Pedestrians, motor vehicles, horse riders and wildlife

Please take special care near children or dogs, and if necessary, dismount to pass by safely.

- Do not ride in groups of more than six (6) people, two (2) abreast
- Observe all Park signage and in all other respects follow the rules as if you were cycling on a public road
- Keep to the left of the road
- Off-road cycling is not permitted

If you or your group are found cycling at excessive speed, you will be asked to leave the Park.

### Where can I find a cycle rack?

- Virginia Water Pavilion
- The Savill Garden Visitor Centre



## Mountain Biking

Visit Swinley Forest, in Bracknell, if you are keen to test yourself on off-road woodland tracks. Swinley Forest has tracks for beginners through to skilled mountain bikers.

[www.windsorgreatpark.co.uk/mountainbiking](http://www.windsorgreatpark.co.uk/mountainbiking)



## HORSE TRACKS

For your safety and that of the horse riders and horses, please keep off the horse riding tracks.



## SWIMMING

For your own safety, and the safety of others, swimming or entering the lakes is not permitted.



## ANGLERS

Anglers have designated areas where they can fish around the Lakes. Please respect their privacy.




## BARBECUES AND OPEN FLAME

Barbecues and fires, of any kind are not permitted.



## GAZEBOS, MARQUEES AND TENTS

Gazebos, tents and any other structures are not permitted.



## DRONES

Drones are not permitted in the Great Park.

# THANK YOU.